



DocuSketch™


LET'S RUN
THE NUMBERS!



CARRIER COST SAVINGS BREAKDOWN

“We spend less time at job sites, do less trips to the job because we can use the 360° tour to answer questions and even estimate from. We also benefit greatly from the sketches DocuSketch produces for us.”


DOCUSKETCH IT!



Scenario I

COMMERCIAL PROPERTY LOSS





Scenario I: **Commercial Property Loss** **Actual Cost Example**

ATLANTA, GA

You have a 20,000 sq. ft. commercial water loss and an adjuster on site with 15+ years experience.

NUMBER BREAKDOWN

1.5 hour drive time each way

Adjuster spends 8+ hours on site

Assumed adjuster's salary of \$90,000 per year

Mileage is paid at \$0.54 per mile



Scenario I: Commercial Property Loss Actual Cost Example

**YOU COULD SAVE \$591.75
ON THIS JOB WITH DOCUSKETCH.**

With DocuSketch, an entire property can be scoped in just 1.5 hours, eliminating the need for hotel or per diem expenses.

WITHOUT DOCUSKETCH

Employee Salary	\$43.25/HR	\$346.00
Drive Time	1.5 X 2	\$130.72
Vehicle Expense	\$0.54/PM	\$113.40
Per Diem	\$60.00	\$60.00
Hotel Cost	\$110.00	\$110.00
Sketching Time	12 Hours	\$519.00
Total Cost		\$1,279.12

WITH DOCUSKETCH

Employee Salary	\$43.25/HR	\$43.25
Drive Time	1.5 X 2	\$130.72
Vehicle Expense	\$0.54/PM	\$113.40
Per Diem	\$60.00	\$0.00
Hotel Cost	\$110.00	\$0.00
Sketch Price	8 Credits	\$400.00
Total Cost		\$687.37



Scenario I: Commercial Property Loss Actual Cost Example

MORE PRODUCTIVITY IN A FRACTION OF THE TIME.

Without DocuSketch,
adjuster spends

23 business hours
8 personal hours for overnight stay




With DocuSketch,
adjuster spends

4.5 business hours
0 personal hours

IN SUMMARY...

Nearly 50% of hard cost savings back to the carrier


Job cycle time reduced by more than two days —
time they can now spend at additional loss sites



Scenario II

RESIDENTIAL PROPERTY LOSS





Scenario II: Residential Property Loss Actual Cost Example

ALBERTA, CA


You have a 2,000 sq. ft. residential water loss and an adjuster on site with 3+ years experience.

NUMBER BREAKDOWN

30 minute drive time each way

Adjuster spends 2+ hours on site

Assumed adjuster's salary of \$65,000 per year Mileage is paid at \$0.54 per mile



Scenario II: Residential Property Loss Actual Cost Example

**YOU COULD SAVE \$51.96
ON THIS JOB WITH DOCUSKETCH.**


We help the adjusters become technologically efficient
and save money and time for the carrier

WITHOUT DOCUSKETCH

Employee Salary	\$31.25/HR	\$62.50
Drive Time	30 MIN x 2	\$31.25
Vehicle Expense	@0.54/PM	\$21.60
Sketching Time	45 MIN	\$23.43
Admin Management	2 HOURS	\$62.50
Total Cost		\$201.28

WITH DOCUSKETCH

Employee Salary	\$31.25/HR	\$15.62
Drive Time	30 MIN x 2	\$31.25
Vehicle Expense	@0.54/PM	\$21.60
Admin Sketching Time	5 MIN	\$2.60
Sketch Credit Cost	1 Credit	\$47.00
Admin Management	1 HOUR	\$31.25
Total Cost		\$149.32



Scenario II: Residential Property Loss Actual Cost Example


**ALTERNATIVELY,
YOU COULD SAVE 43% WITH DOCUSKETCH
CONTRACTOR COPY/TRANSFER.**

WITHOUT DOCUSKETCH

Employee Salary	\$31.25/HR	\$62.50
Drive Time	30 MIN x 2	\$31.25
Vehicle Expense	@0.54/PM	\$21.60
Sketching Time	45 MIN	\$23.43
Admin Management	2 HOURS	\$62.50
Total Cost		\$201.28

WITH DOCUSKETCH CONTRACTOR COPY/TRANSFER

Employee Salary	\$31.25/HR	\$23.43
Drive Time	30 MIN x 2	\$0.00
Vehicle Expense	@0.54/PM	\$0.00
Sketching Time	5 MIN	\$2.60
Sketch Credit Cost	1 CREDIT	\$47.00
Admin Management	1 HOUR	\$31.25
Transfer Fee	1 TF	\$10.00
Total Cost		\$114.28



Scenario II: Residential Property Loss Actual Cost Example

IN SUMMARY...

WITH DOCUSKETCH

Minimum of **25% of hard cost savings** back to the carrier

Reduction in adjuster's working time by **3 hours and 10 minutes**

WITH DOCUSKETCH CONTRACTOR COPY/TRANSFER

Minimum of **40% of hard cost savings** back to the carrier

Reduction in adjuster's working time by **3 hours and 55 minutes**

BUT WAIT, THERE'S MORE.

Adjuster can visit additional loss sites with time saved, reducing outsourcing spend and increasing productivity

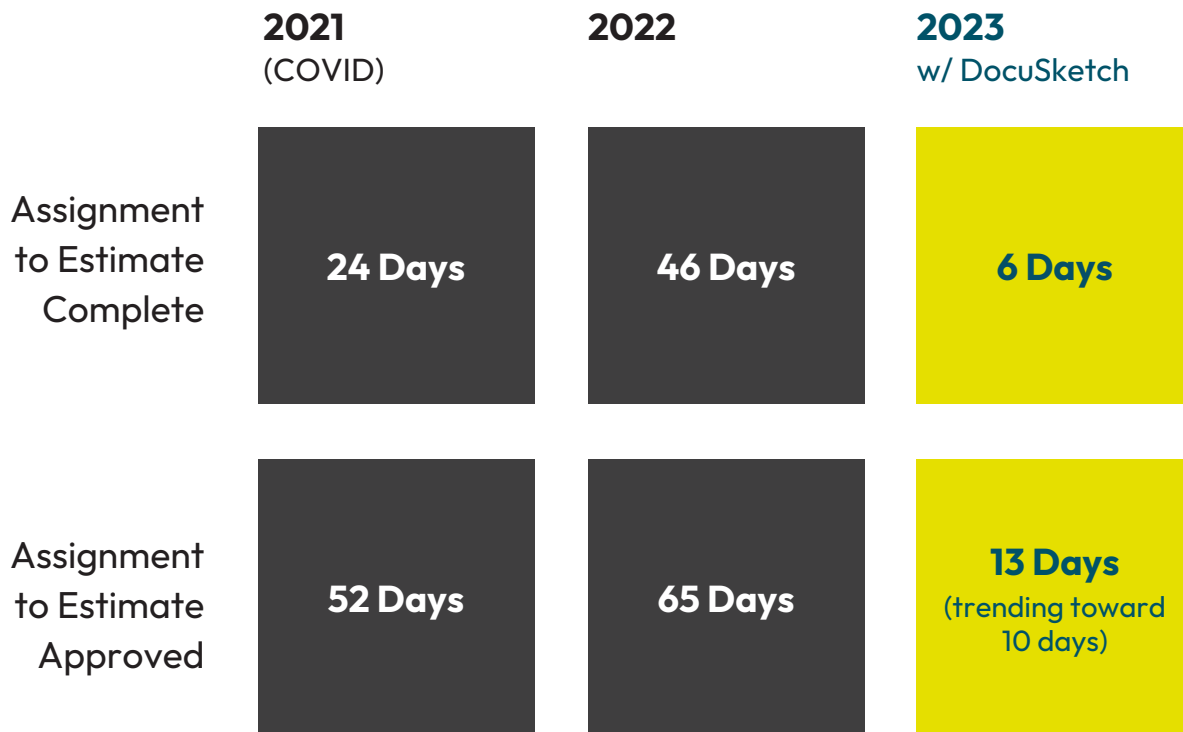
Trusted sketching and image quality reduces friction and administrative time

Remotely re-inspect losses

Able to raise desk adjusting limits from \$10K to \$25K

WELCOME TO A FASTER, AND MORE PRODUCTIVE CLAIM PROCESSING.

Cycle Time Breakdown: Residential Carrier





If you'd like to see how DocuSketch can **reduce costs and improve cycle times while increasing productivity**, please get in touch.



Kimberly Dumas

Director of InsureTech

P. 888-400-8858

C. 714-595-6343

Kimberly.Dumas@DocuSketch.com

Carriers@DocuSketch.com

docusket.ch.com

